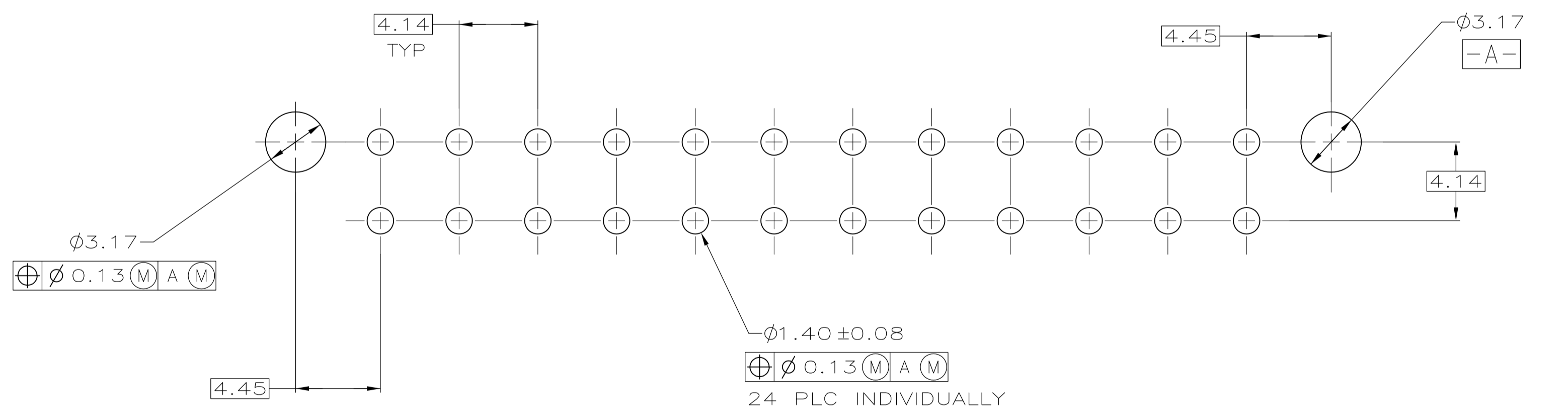
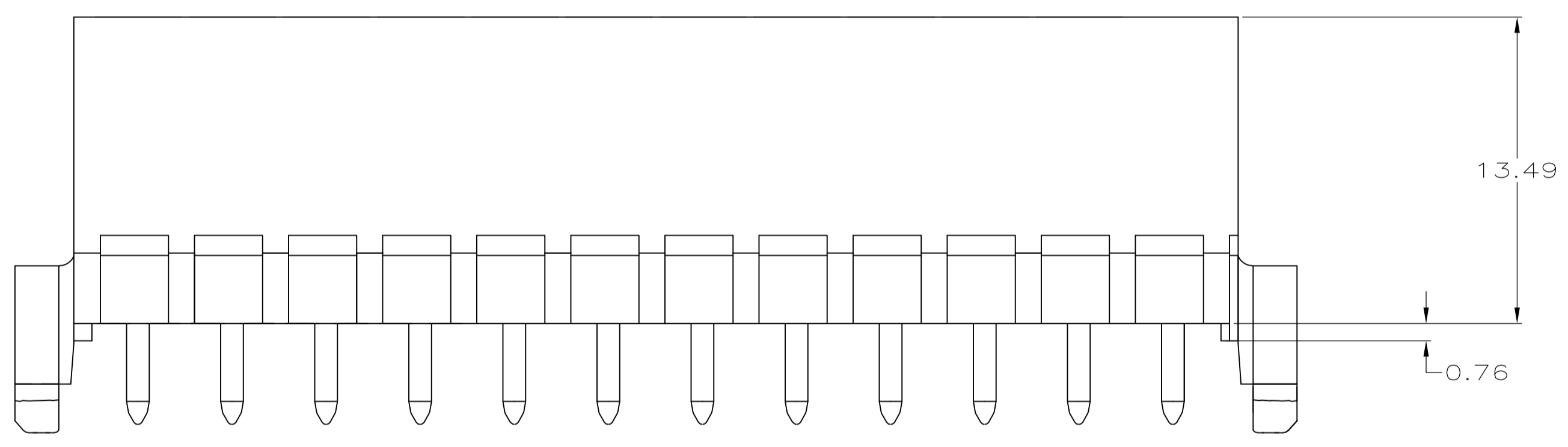
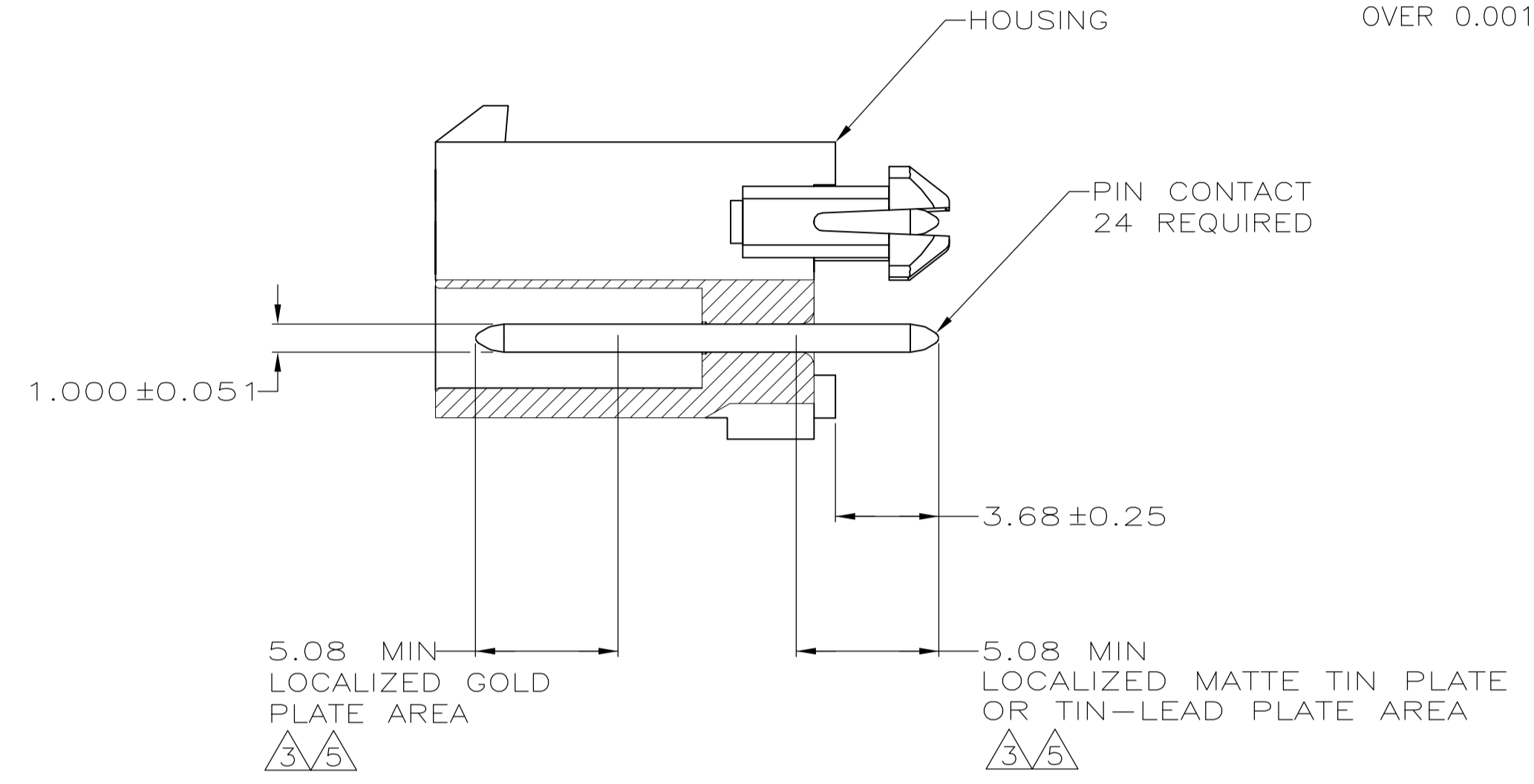
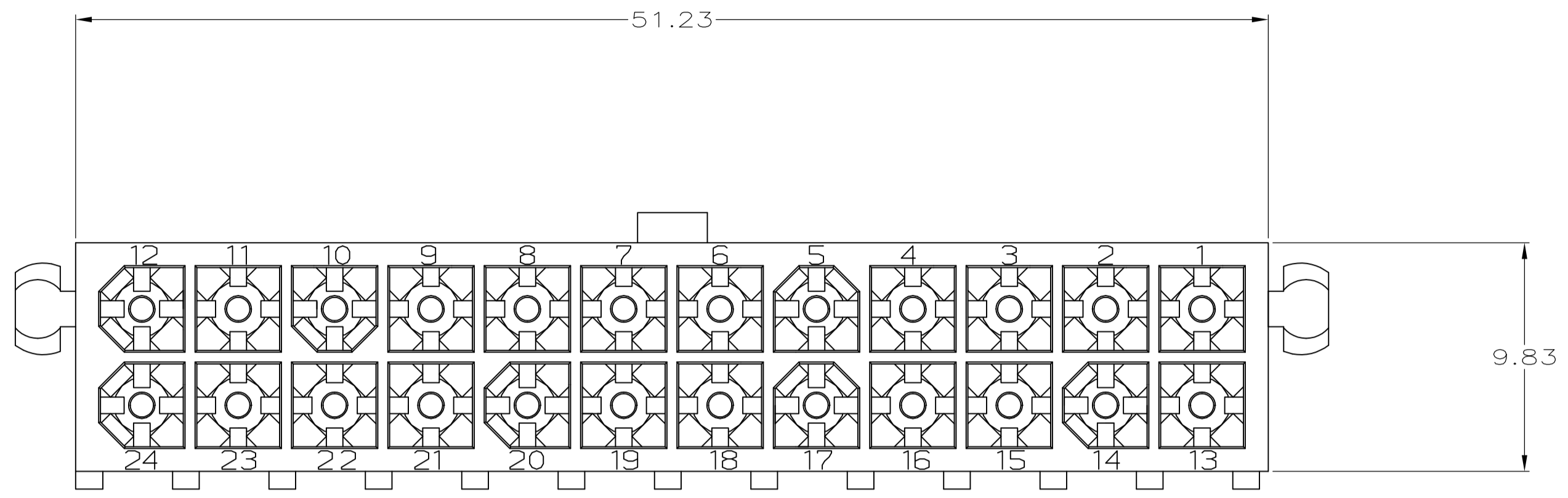
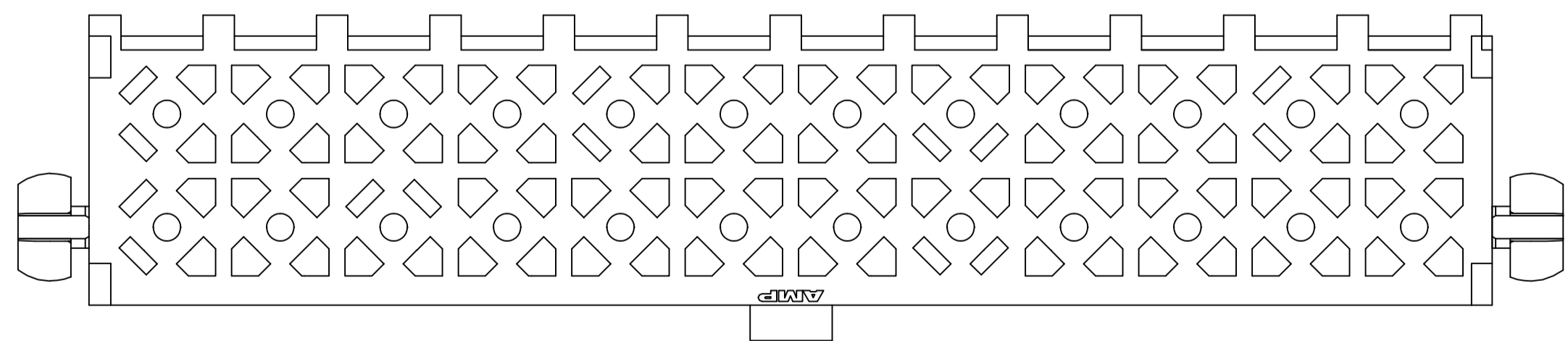


- PINS TO COMPLY WITH AMP SOLDERABILITY SPEC. 108-11-3.
- 0.00381 MIN MATTE TIN LEAD OVER 0.00127 MIN NICKEL.
- 0.00076 MIN GOLD PLATE IN THE LOCALIZED PLATE AREA, 0.00381 MATTE TIN LEAD IN THE LOCALIZED PLATE AREA, BOTH OVER 0.00127 MIN NICKEL.
- 0.00381 MIN MATTE TIN OVER 0.00127 MIN NICKEL.
- 0.00076 MIN GOLD PLATE IN THE LOCALIZED PLATE AREA, 0.00381 MATTE TIN IN THE LOCALIZED PLATE AREA, BOTH OVER 0.00127 MIN NICKEL.



RECOMMENDED MOUNTING HOLE PATTERN FOR 1.57 THICK P.C. BOARD



BRASS, GOLD	NYLON, 94V-0, WHITE	1-794072-1
BRASS, TIN	NYLON, 94V-0, WHITE	1-794072-0
BRASS, GOLD	NYLON, 94V-0, WHITE	794072-2
BRASS, TIN LEAD	NYLON, 94V-0, WHITE	794072-1
PIN CONTACT MATERIAL AND FINISH		PART NUMBER
THIS DRAWING IS A CONTROLLED DOCUMENT.		
DIMENSIONS: mm TOLERANCES UNLESS OTHERWISE SPECIFIED: 0 PLC ± - 1 PLC ± - 2 PLC ± 0.13 3 PLC ± - 4 PLC ± - ANGLES ± -		DWN S CARPENTER 07JUN05 CHK R JONES 6/7/05 APVD R JONES 6/7/05 NAME R JONES PRODUCT SPEC APPLICATION SPEC WEIGHT CUSTOMER DRAWING
Tyco Electronics Corporation Harrisburg, Pa 17105-3608		Tyco Electronics Corporation Harrisburg, Pa 17105-3608 NAME R JONES PRODUCT SPEC APPLICATION SPEC WEIGHT CUSTOMER DRAWING
METRIC		SCALE 5:1 SHEET 1 OF 1 REV E